



# Student Survey

## 2020 Regional Findings

# Who we are

- Mission: to promote healthy behaviors by sparking and sustaining community change.
- Overarching Goals: more communities are engaged in prevention and more people make healthy choices
- It is our vision that people make healthy choices in every stage of life.
- We serve the tri-state region where Ohio, Indiana and Kentucky converge.



# Coalition Approach

- Build and expand community partnerships
- Increase public awareness to build community readiness to address the problem
- Empower families and youth with knowledge to practice prevention
- Limit access to addictive substances
- Expand early detection and intervention
- Impact policy for long-term change



# Survey Methodology

- Modified version Pride Surveys' questionnaire
- Administered every two years - 11th cycle since 2000
  - Collected October 1, 2019 – November 27, 2019
- Both online and paper versions
- 38,753 seventh through twelfth grade students from 77 schools completed the survey.
- Respondents from public & private schools across 4 counties in southwest Ohio.



# Definitions

- **Alcohol:** Beer; Liquor; Coolers, hard lemonade, etc.
- **Tobacco:** Cigarettes; Smokeless Tobacco; Cigars
- **Marijuana:** Weed, Chronic, Dank, etc.
- **Prescription Drugs:** Pain medication; Stimulant; Sleeping medication; Sedative/Anxiety
- **E-vapor:** Electronic Vapor Product, E-cigarettes, Vaping Pens, E-cigars, E-pipes, Vape pipes, E-Hookah, Hookah Pens, etc.



# Definitions

- **Risk Factors:** characteristics at the biological, psychological, family, community, or cultural level that precede and are associated with a higher likelihood of negative outcomes.
- **Protective Factors:** characteristics associated with a lower likelihood of negative outcomes or that reduce a risk factor's impact. Protective factors may be seen as positive countering events.



# Key Findings & Trends



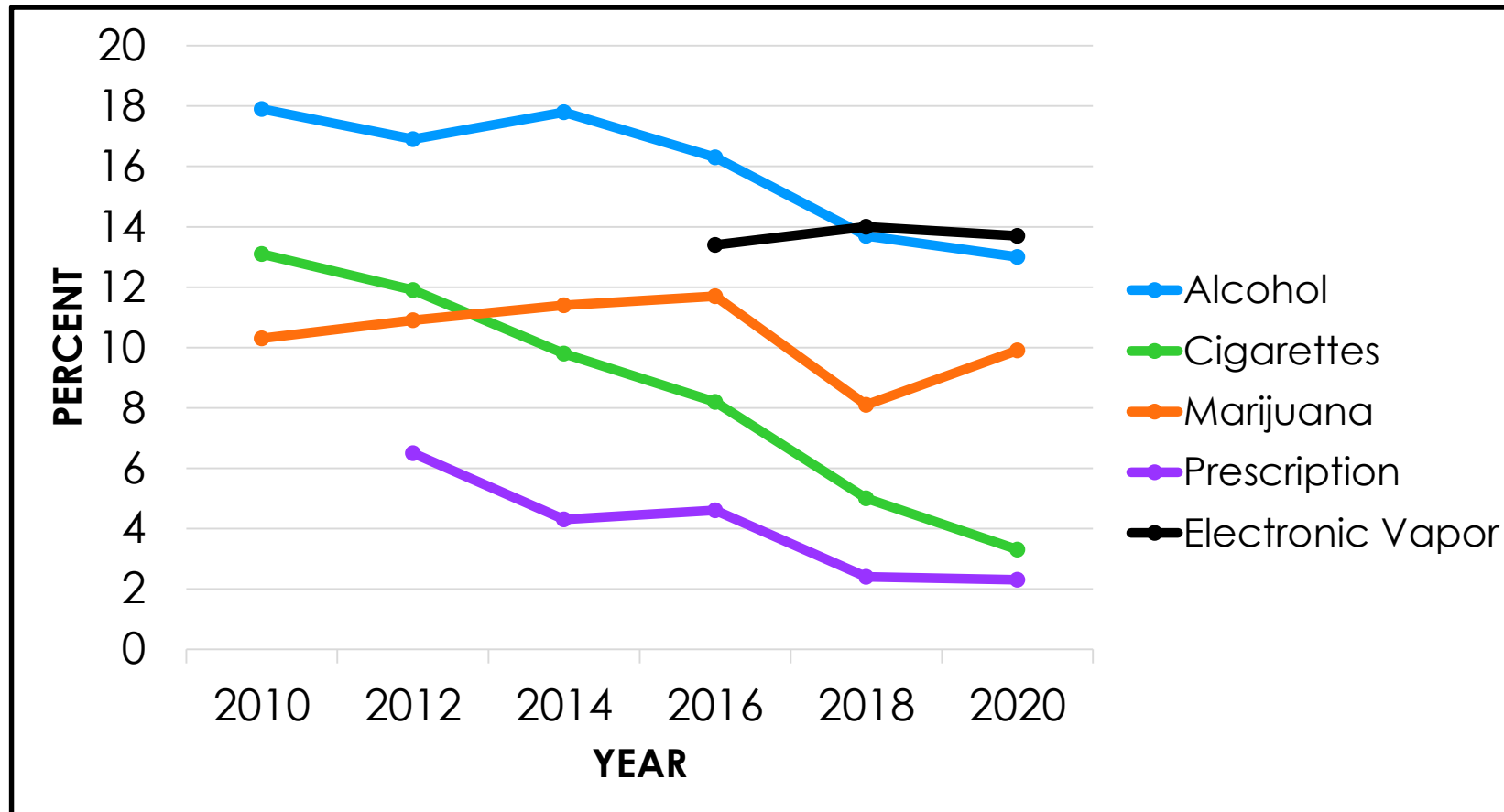
# Prevalence of Use

2020 Student Survey	During the past 30-Days...
Electronic-Vapor	13.7%
Alcohol	13.0%
Marijuana	9.9%
Cigarettes	3.3%
Prescription Drugs	2.3%





# 30-Day Use of Alcohol, Cigarettes, Marijuana, Prescription Drugs and Vaping



# National Comparison of 12th gr.

30-Day Use	Student Survey 2020	National* 2019
Alcohol	25.8%	29.3%
Cigarettes	6.6%	5.7%
Marijuana	19.3%	22.3%
Prescription Drugs	2.9%	3.6%
Electronic Vapor	23.4%	30.9%

\*National data is taken from Monitoring the Future

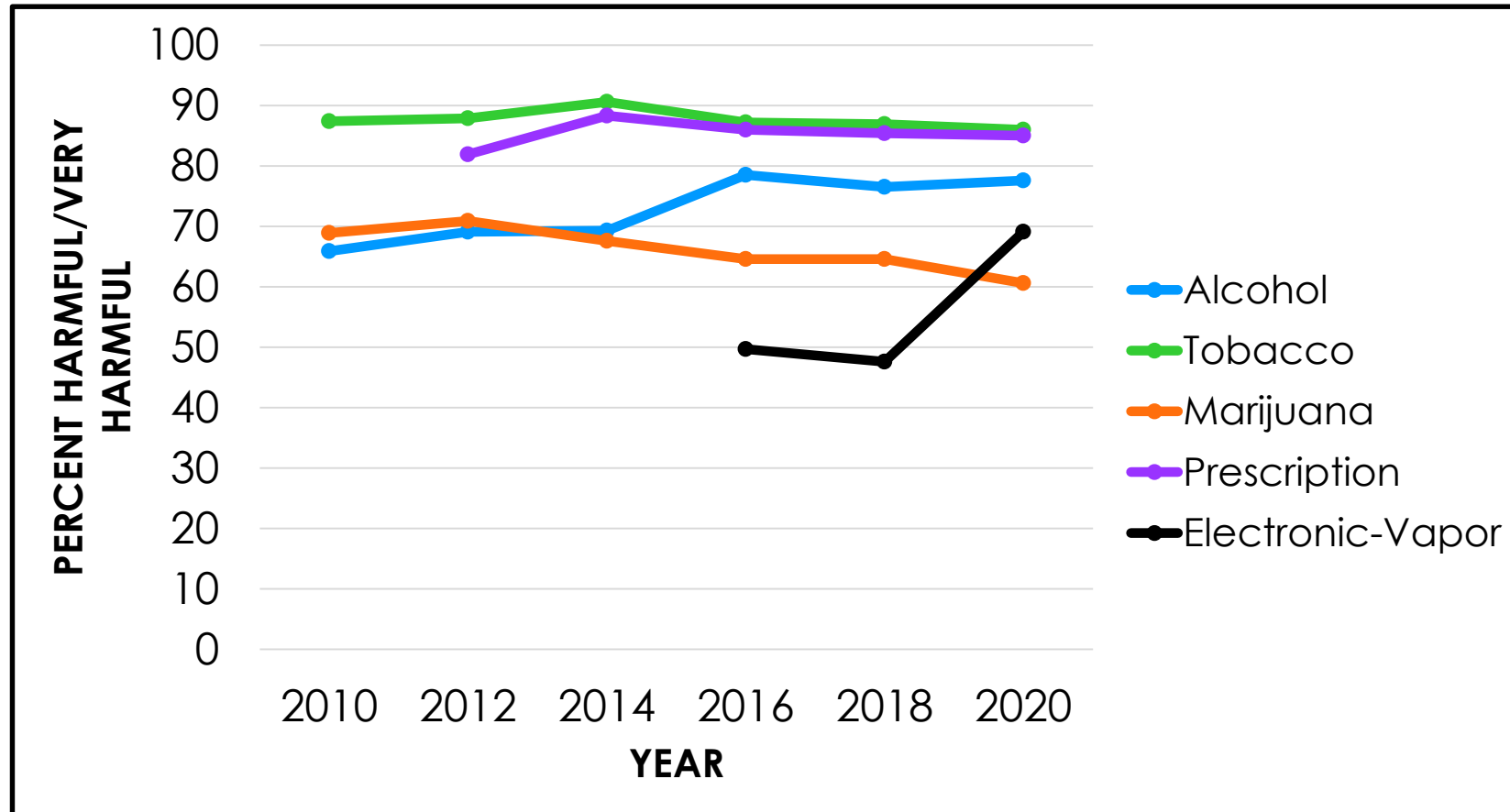


# Perception of Harm

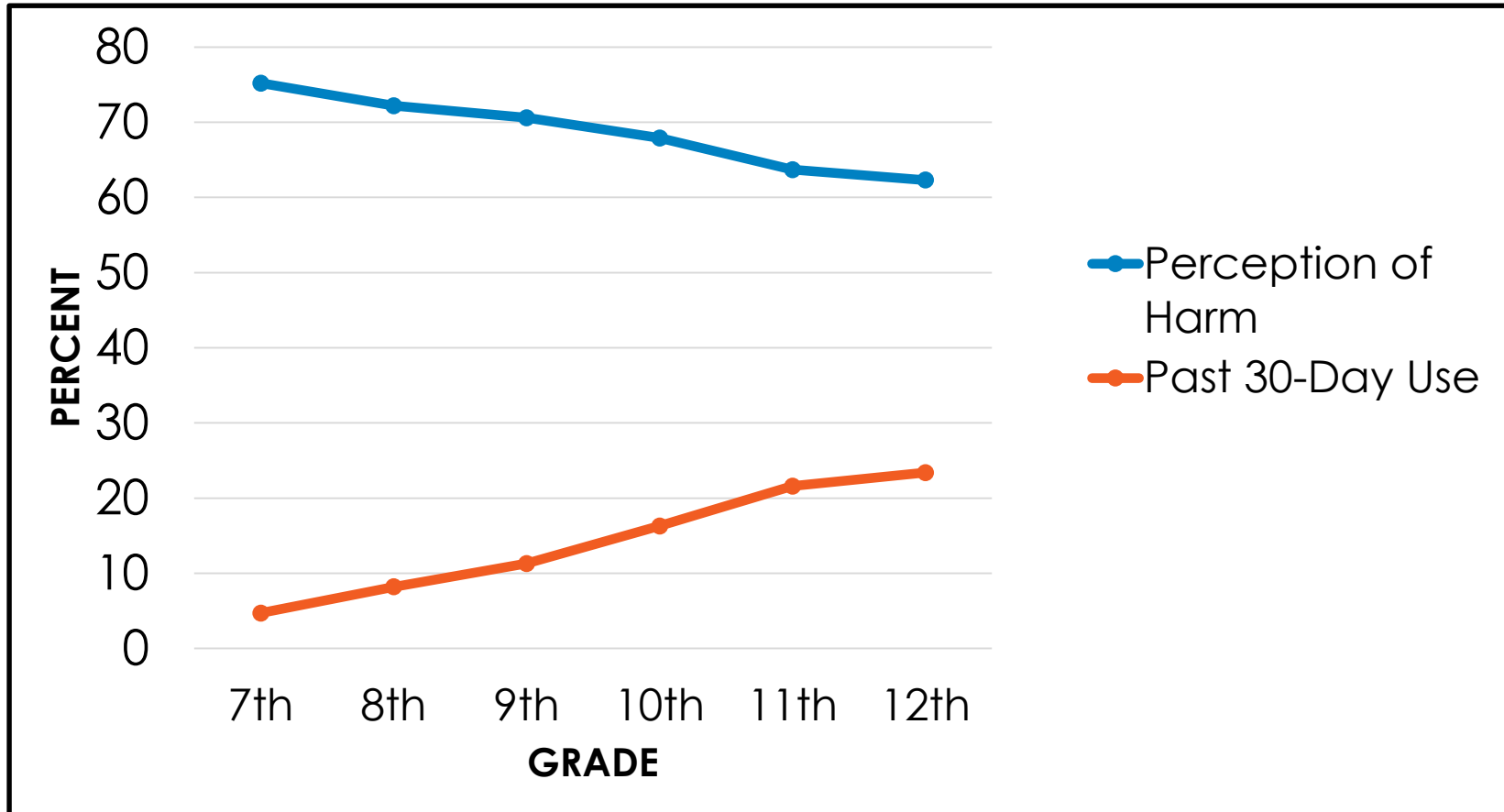
2020 Student Survey	Harmful/Very Harmful
Alcohol	77.6%
Tobacco	86.0%
Marijuana	60.6%
Prescription Drugs	85.0%
Electronic-Vapor	69.1%



# Perception of Harm



# Comparison of Perception of Harm and 30-Day Use of E-Vapor by Grade

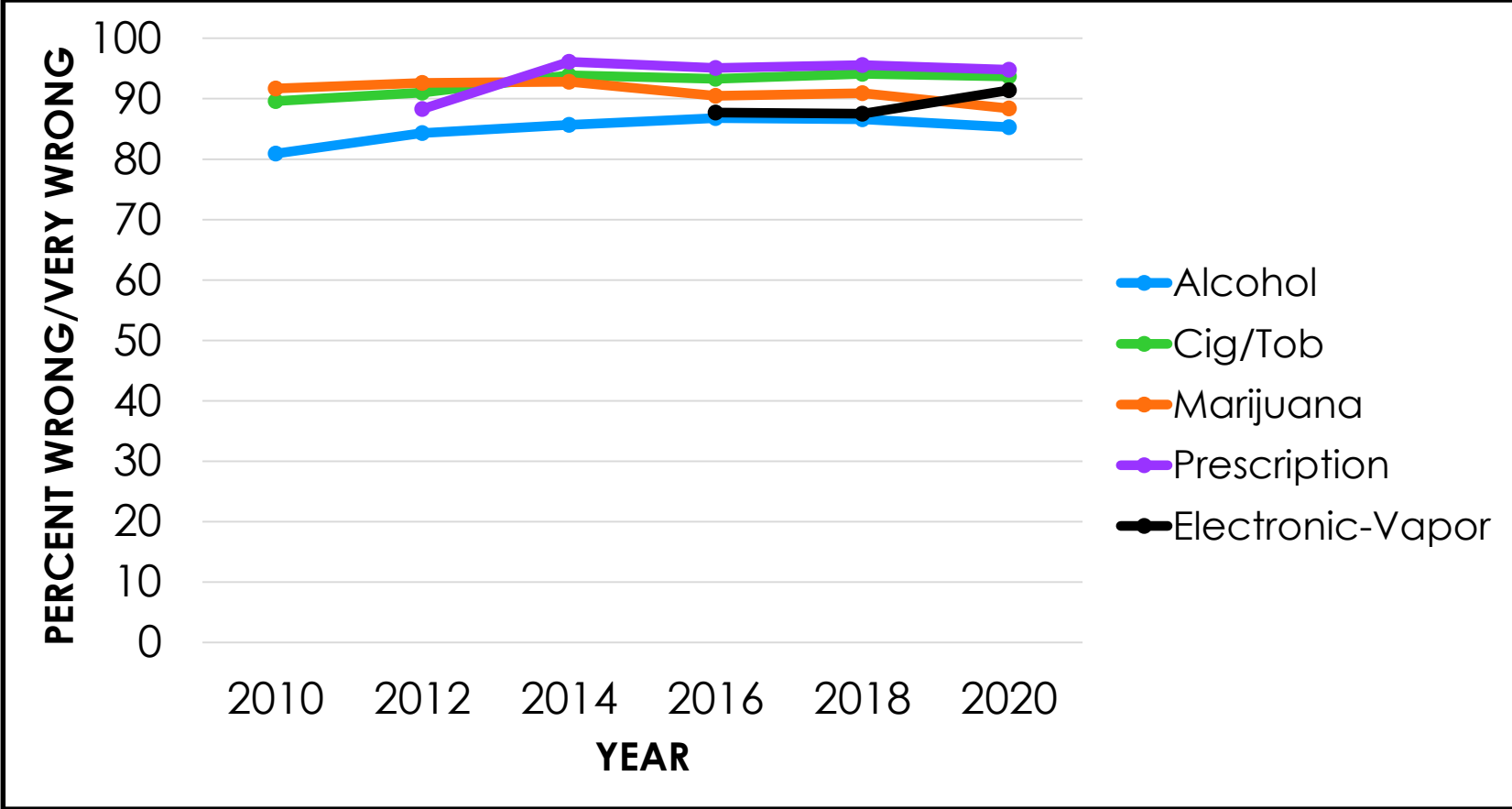


# Perception of Parental Disapproval

2020 Student Survey	Wrong/Very Wrong
Alcohol	85.3%
Cigarettes/Tobacco	93.7%
Marijuana	88.4%
Prescription Drugs	94.8%
Electronic-Vapor	91.4%



# Perception of Parental Disapproval



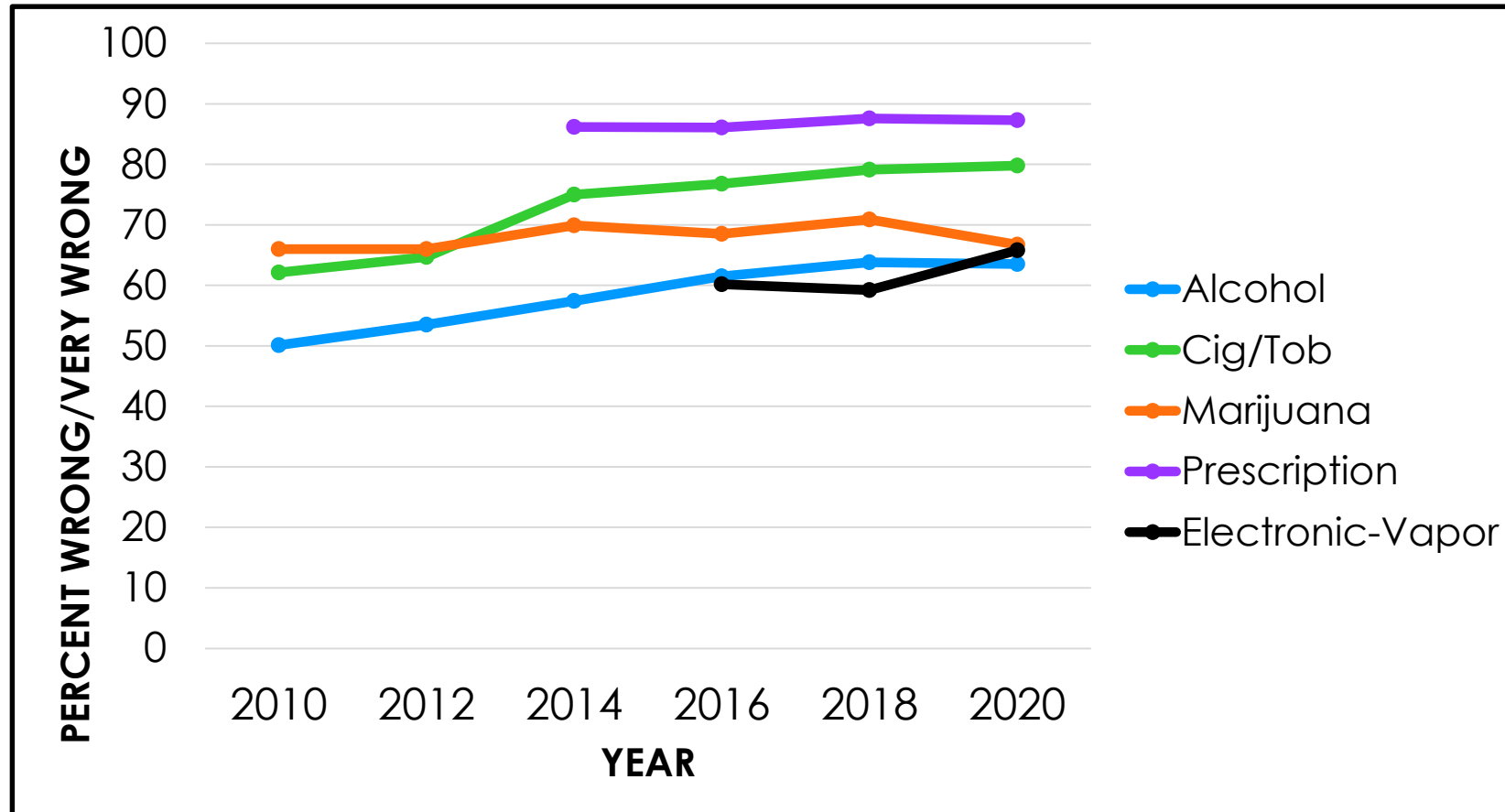
# Perception of Friend Disapproval

2020 Student Survey	Wrong/Very Wrong
Alcohol	63.5%
Cigarettes/Tobacco	79.8%
Marijuana	66.7%
Prescription Drugs	87.3%
Electronic-Vapor	65.8%





# Perception of Friend Disapproval

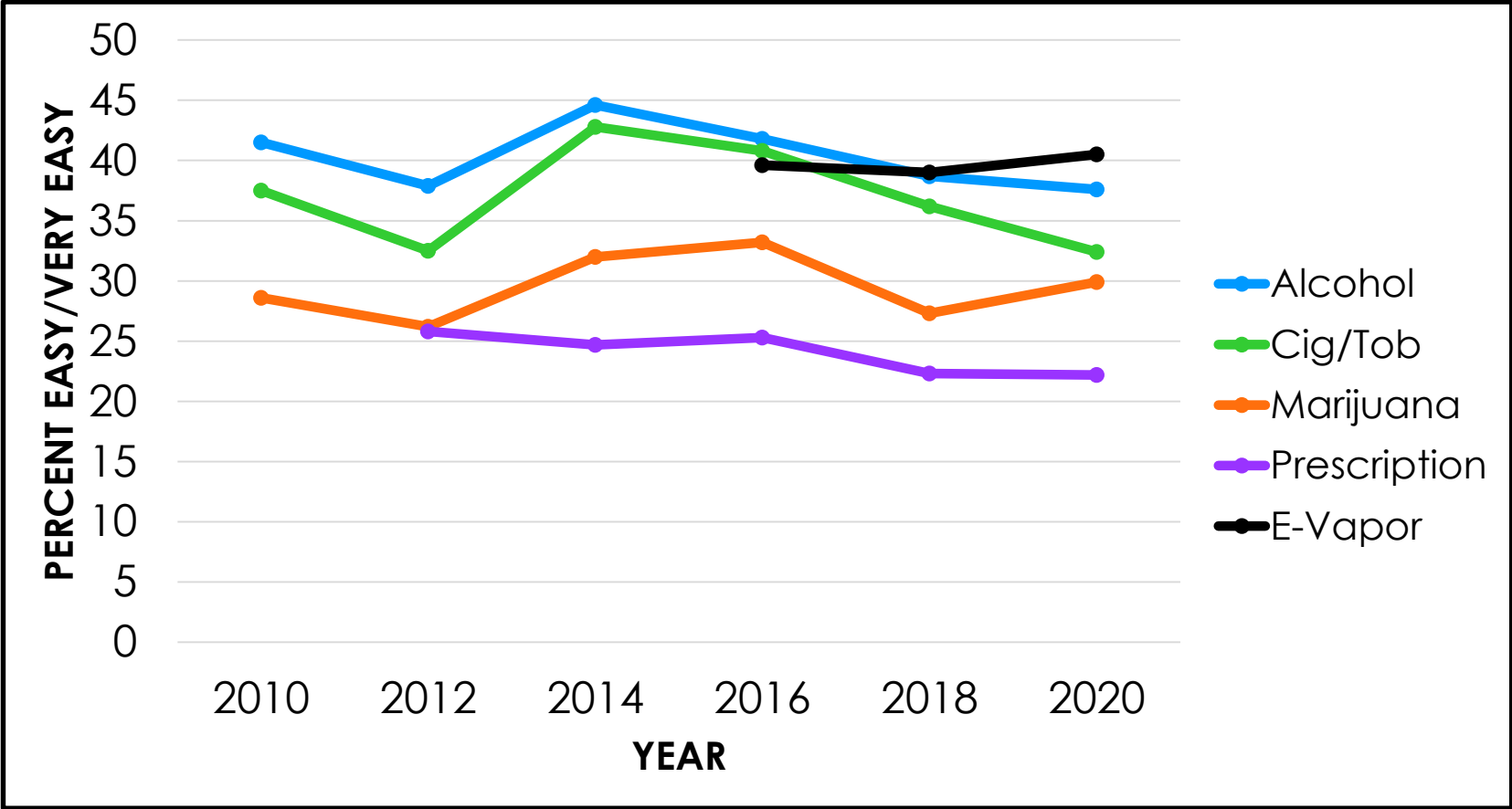


# Perception of Availability

2020 Student Survey	Fairly Easy/Very Easy
Alcohol	37.6%
Cigarettes/Tobacco	32.4%
Marijuana	29.9%
Prescription Drugs	22.2%
Electronic-Vapor	40.5%



# Perception of Availability



# Average Age of First Use

2020 Student Survey	Average Age Students Report First Using a Substance
Alcohol	13.2 yrs.
Cigarettes/Tobacco	13.1 yrs.
Marijuana	13.9 yrs.
Prescription Drugs	12.9 yrs.
Electronic-Vapor	14.0 yrs.



# Pilot Questions



# How true are these statements for you....

2020 Student Survey	Somewhat True/ Very True
There is at least one teacher or adult in my school that really cares about me.	81.5%
Most students at my school help each other when they are hurt or upset.	69.6%
I know how to stand up myself without being mean.	74.2%
I am confident in my ability to talk out my problems with people.	66.8%



# I can discuss my personal problems with...

2020 Student Survey	Often/ A Lot
One Adult in My Home	61.0%
One Adult at School	38.1%
One Friend	69.1%



# Should you talk to a doctor or counselor about...

Problems Sleeping	26.3%
Loss of appetite or over-eating	23.4%
Not doing things you enjoyed doing	20.6%
Withdrawal from friends	19.7%
Drinking alcohol, smoking or using drugs	14.4%
Drop in grades	29.8%





# Within the last 30 days I have experienced the following

Anxiety	35.5%
Depression	22.6%
Self-Harm	6.0%
Performance Anxiety	20.8%
Desire to be alone all the time	19.8%
Relationship Issues	14.3%
Bullying	4.7%
Stress	46.2%



# How to Utilize Your Data

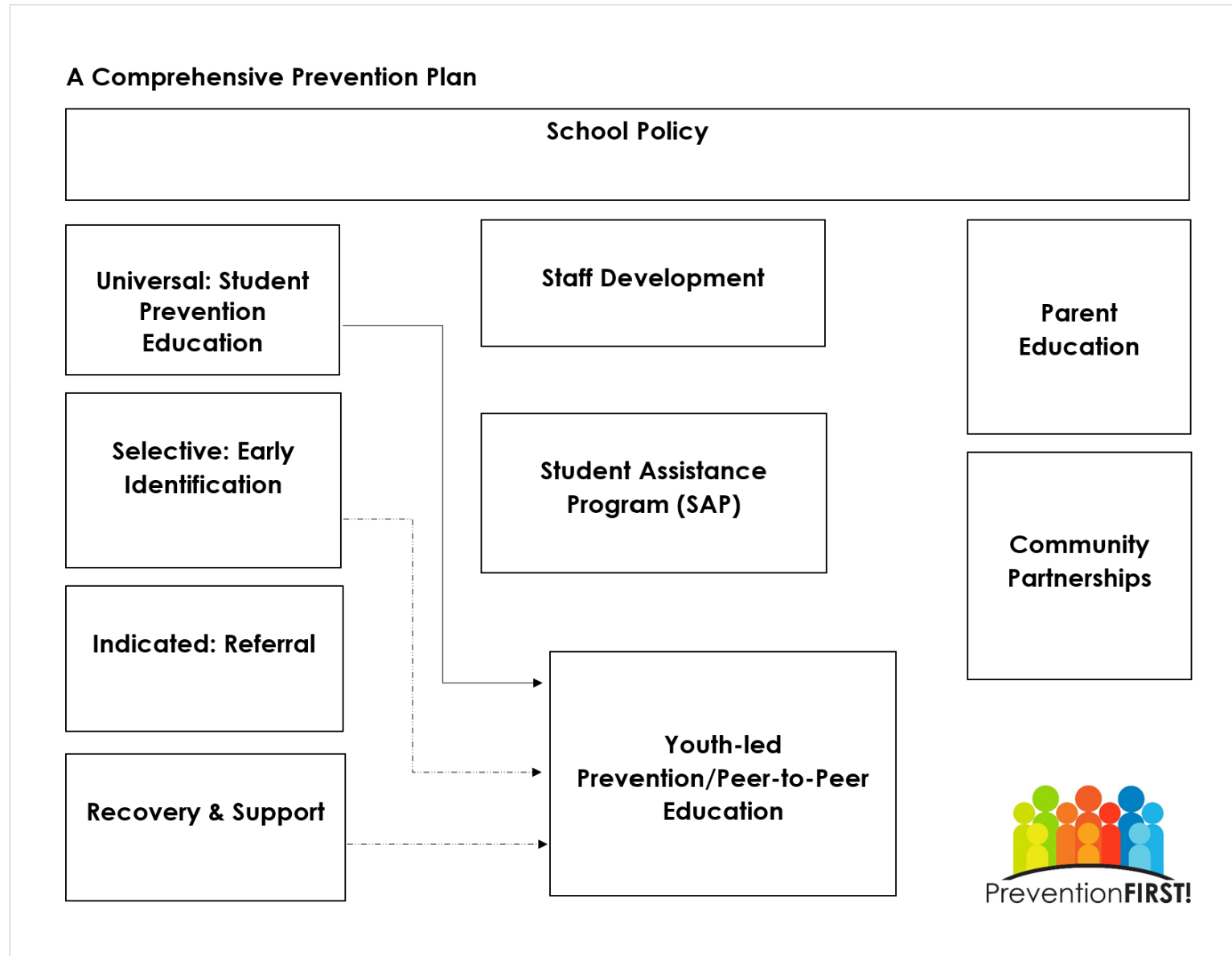


# Focus on Risk and Protective Factors

- Encourage teachers to talk about the dangers of alcohol/drugs.
- Ensure there are clear rules on using alcohol/drugs during school/school functions.
- Encourage Students to participate in school and community activities.
- Increase the availability of alternative activities
- Enhance the confidence, knowledge, and skills of parents



# Comprehensive Prevention Plan



# Guardian/Adult Education

- Parents talking to their children about Alcohol Tobacco and Other Drugs is an important protective factor.
- This can be through many avenues.
  - Newsletters
  - PTO
  - Social Media
  - Student driven content with parents as audience.
- Can help to foster positive school connectedness



# Youth Empowerment

- One of the most effective means of prevention
- Creates meaningful youth involvement
- Youth led and Youth to Youth
  - Engage youth in the data
  - Let them plan content
  - Peers listen well to each other



# Sharing Your Data

- Local Coalition partnerships
  - Mutually beneficial
  - Resources
  - Greater community change
- Messaging to the community-at-large
  - Social media
  - Newsletters
  - Press release
  - National health observances



# What Can We Do With You

- One page summaries
- Presentations
  - Parents
  - Students
  - School Boards
  - Staff Meetings
- 1:1 Administration Meetings





# Questions

- Thank you for participating in this important survey
- Thank you to our partners who helped to fund the survey

Sarah Sawmiller, Program Manager of Evaluation

[ssawmiller@prevention-first.org](mailto:ssawmiller@prevention-first.org)

513-751-8000 x17

